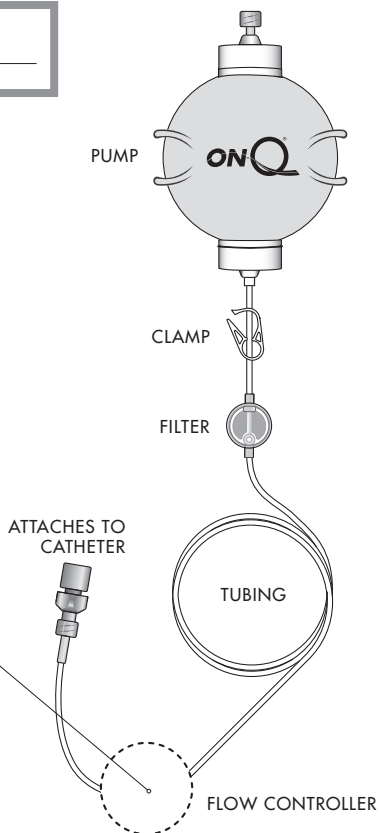
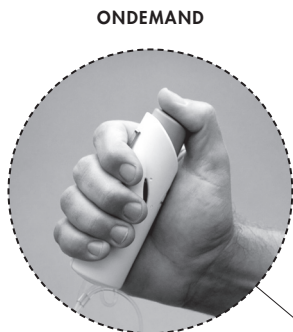


ON-Q[®] with ONDEMAND[™]

PATIENT GUIDELINE INSERT

IMPORTANT: Start by reading the Patient Guideline folder then continue with this insert for complete information.

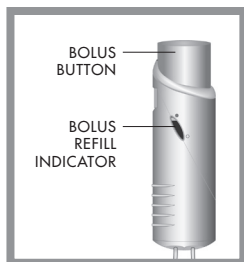

BOLUS DOSE LIMIT _____



The ONDEMAND is a flow controller that allows you to give an extra dose of medicine when needed if you continue to have pain. The ONDEMAND may be clipped to your carrying case or clothing.

TO RECEIVE AN EXTRA DOSE OF MEDICINE

- If instructed by your doctor, follow their instructions on how often you may give a bolus.
- Press down on the bolus button until the button locks into place.
- The medicine will be delivered and the bolus button will pop up after a few minutes. The bolus will then begin to refill.
- The orange bolus refill indicator on the side of the ONDEMAND shows you how much medicine is in the bolus.
- Another full dose of medicine is available when the orange bolus refill indicator is at the top level. This will take approximately 30 or 60 minutes. (See bolus label)



WARNING: If bolus button does not pop back up after 30 minutes, close the clamp on your pump tubing and call your doctor immediately because you may be receiving more medication than expected. Pressing the button before the end of the refill time will give you a portion of the medicine dose.

- ✓ **Do not tape tubing to skin. The ONDEMAND bolus should be worn outside your clothing.**